

LAUREL MOUNTAIN WHIRLPOOLS

BUTLER V, VI, VII, VIII

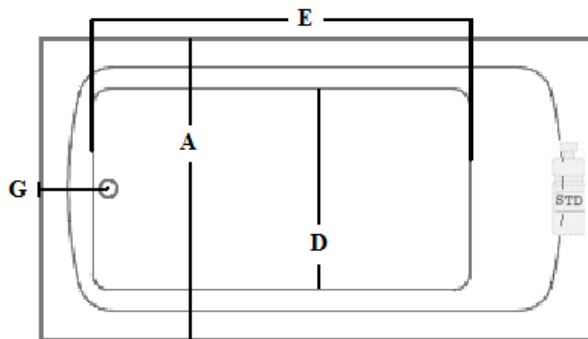
V WHIRLPOOL 3260BWSR/SL
 AIR BATH 3260BASR/SL
 COMBO BATH 3260BWASR/SL
 TUB ONLY 3260BTSR/SL

VII WHIRLPOOL 3666BWSR/SL
 AIR BATH 3666BASR/SL
 COMBO BATH 3666BWASR/SL
 TUB ONLY 3666BTSR/SL

ELECTRICAL REQUIREMENTS:
 Whirlpool pump/motor:
 120V, 20A, 60HZ
 Air Blower/Heater:
 120V, 20A, 60HZ
 Dedicated GFCI required

VI WHIRLPOOL 3266BWSR/SL
 AIR BATH 3266BASR/SL
 COMBO BATH 3266BWASR/SL
 TUB ONLY 3266BTSR/SL

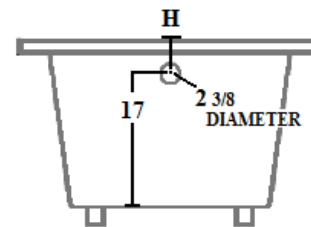
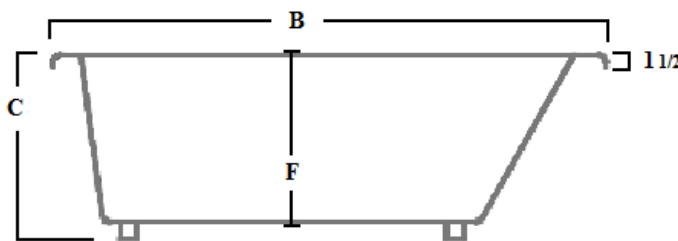
VIII WHIRLPOOL 3672BWSR/SL
 AIR BATH 3672BASR/SL
 COMBO BATH 3672BWASR/SL
 TUB ONLY 3672BTSR/SL



INSTALLATION NOTES:
 Install these acrylic fixtures according to the installation manual. Confirm specifications before starting installation. Airbath units may be 1 1/2" - 2 1/2" higher than stated.

Undermount - No

*All dimensions are +/- 1/2" and subject to change without notice.



MODEL #	A	B	C	D	E	F	G	H
3260	32	60	22	19	39	20	8	3
3266	32	66	22	19	45	20	8	3
3666	36	66	22	24	45	20	8	3
3672	36	72	22	24	52	20	8	3

MODEL #	WATER CAPACITY OPERATING LEVEL	WATER CAPACITY TO OVERFLOW	WATER DEPTH TO OVERFLOW	APPROX. UNIT WT.	SOAKER UNIT WT.
3260 WHIRL / AIR / COMBO	40 gal.	58 gal.	15 1/2	155	110
3266 WHIRL / AIR / COMBO	45 gal.	60 gal.	15 1/2	170	125
3666 WHIRL / AIR / COMBO	50 gal.	75 gal.	15 7/8	180	135
3672 WHIRL / AIR / COMBO	60 gal.	85 gal.	15 7/8	195	150



Website: www.laurelmountainwhirlpools.com
 Email: sales@laurelmountainwhirlpools.com
 Phone: 800-930-0050

Sales/Customer Service
 26 Nesbitt Rd. Suite 257
 New Castle, PA 16105