

LAUREL MOUNTAIN WHIRLPOOLS

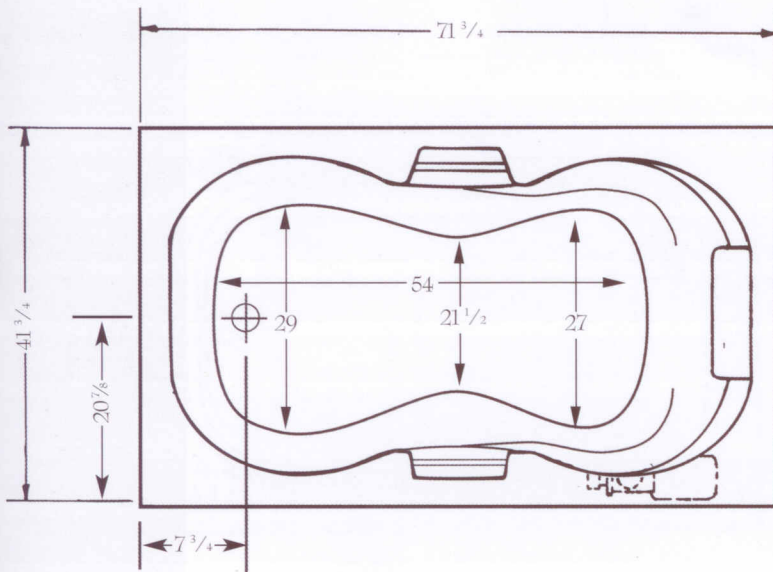
FOUR GLASS

MODEL: #4272-HTW <sup>WSR/L</sup> <sub>HTTSR/L</sub>  
 ACRYLIC BATH ONLY: #4272-HTTSR/L

The acrylic whirlpool bath shall be model #4272-HTW (4272-HTT) as manufactured by Laurel Mountain Whirlpools, Inc. It shall be constructed of .125 thick cast acrylic sheet, backed by layers of polyester resin and fiberglass roving. It will be mounted on a FRP pre-levleed pump-base and two PVC/fiberglass legs. All components will be UL listed and approved. The pump motor will be 1 1/4 horsepower (1 phase, 115V, 60HZ, 3450 RPM, pre-mounted) and the plumbing system will be rigid PVC. The unit will contain 6 multi-directional jets, one air control and a safety suction fitting. Access to pump and plumbing system must be provided by installer in accordance with established plumbing and electrical codes.

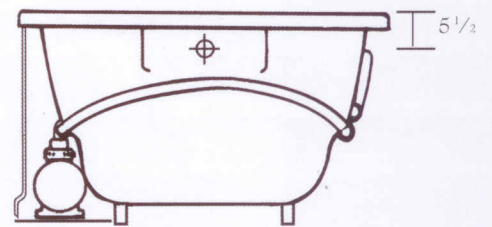
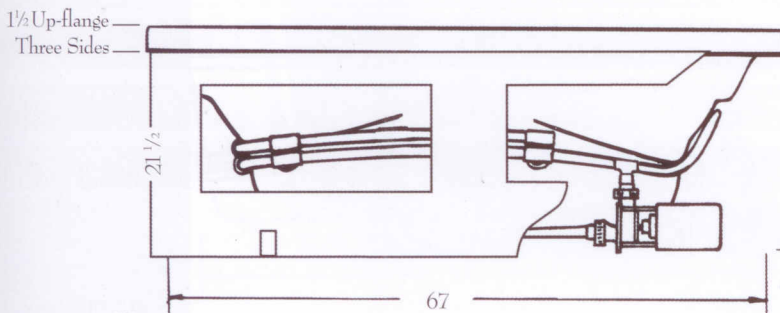
ELECTRICAL SPECIFICATIONS - 115V, 20 AMP, GFCI Protected Circuit.

Left and right drain available.



SPECIFICATIONS	WHIRLPOOL	TUB
41 3/4" x 71 3/4" x 21 1/2" Up-flange 1 1/2"		
Water Capacity - Operating Level .....	52.0 gal.	
- To Overflow .....	94.0 gal.	94.0 gal.
Approx. Unit Weight .....	185.0 lbs.	150.0 lbs.
Approx. Shipping Weight .....	250.0 lbs.	215.0 lbs.

\*All dimensions are +/- 3/8" and subject to change without notice. Always pre-measure tub/whirlpool prior to framing alcove or creating deck installation cut out.



PUMP MOTOR: Standard 1 1/4 HP, Single Phase, 115V, 60HZ, 3425 RPM, Pre-installed (factory)

ELECTRICAL REQUIREMENTS: 115V, 20 AMP, GFCI Protected Circuit.

CORPORATE SALES AND MANUFACTURING HEADQUARTERS



LAUREL MOUNTAIN  
WHIRLPOOLS, INC.

P.O. Box 190  
1210 Airbrake Ave.  
Turtle Creek, PA  
15145-0190

TELEPHONE  
412-829-2540  
800-930-0050  
E-MAIL: sales@laurel  
mountainwhirlpools.com

FAX  
412-829-1670  
800-930-0051  
www.laurelmountainwhirlpools.com