

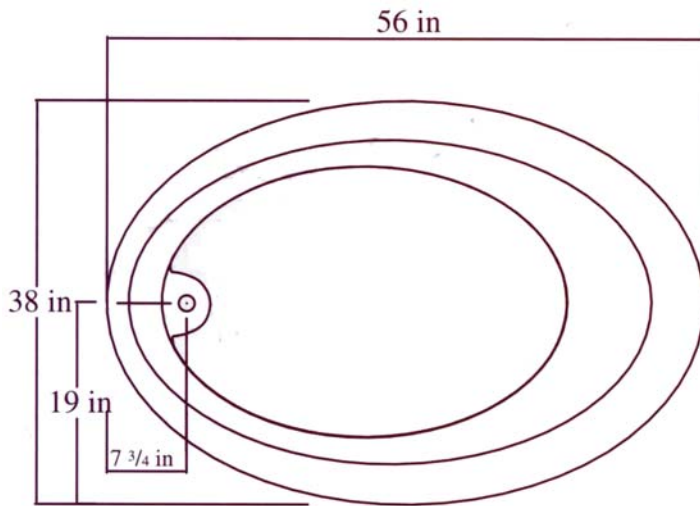
# JEWEL

JEWEL	WHIRLPOOL	3856JW
JEWEL	AIR BATH	3856JTA
JEWEL	COMBO BATH	3856JWA
JEWEL	TUB ONLY	3856JT

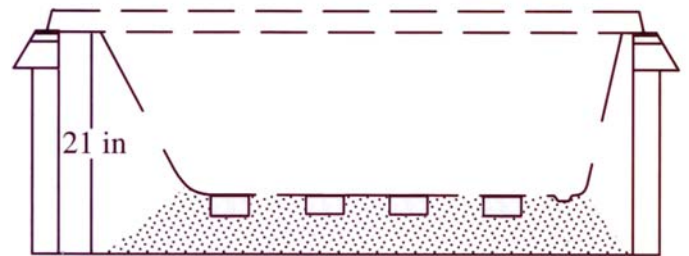
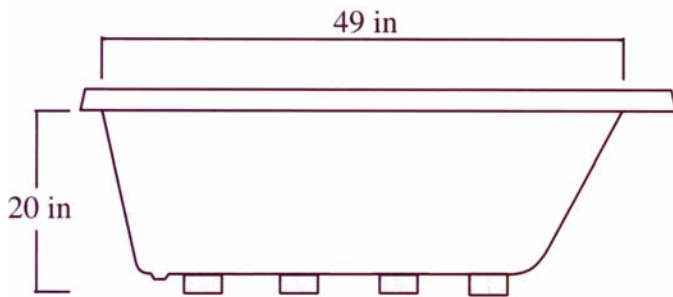
INSTALLATION NOTES: Install this fixture according to the installation manual. Confirm specifications before starting installation.

ELECTRICAL REQUIREMENTS: Whirlpool pump/motor 120V, 20A, 60HZ, Air Blower/Heater 120V, 20A, 60HZ. Dedicated GFCI required.

All dimensions are +/- 1/4" and subject to change without notice.



SPECIFICATIONS	WHIRLPOOL	SOAKER
	AIR/COMBO	
56" x 38" x 21"		
Water Capacity - Operating Level .....	42.0 gal.	
- To Overflow .....	50.0 gal.	50.0 gal.
Approx. Unit Weight.....	130.0 lbs.	100.0 lbs.
Water Depth to Overflow .....	12 1/2"	12 1/2"



Website: [www.laurelmountainwhirlpools.com](http://www.laurelmountainwhirlpools.com)  
 Email: [sales@laurelmountainwhirlpools.com](mailto:sales@laurelmountainwhirlpools.com)  
 Phone: 800-930-0050  
 Fax: 800-930-0051

Manufacturing Facility  
 1610 James P. Rodgers Drive  
 Valdosta, GA 31601

Sales/Customer Service  
 2418 Wilmington Road, Suite C  
 New Castle, PA 16105