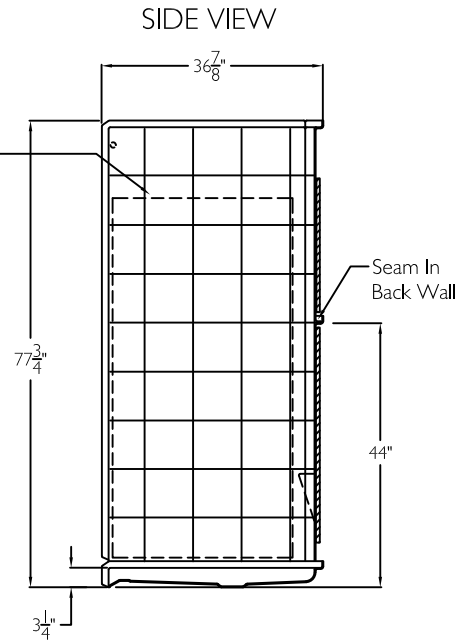
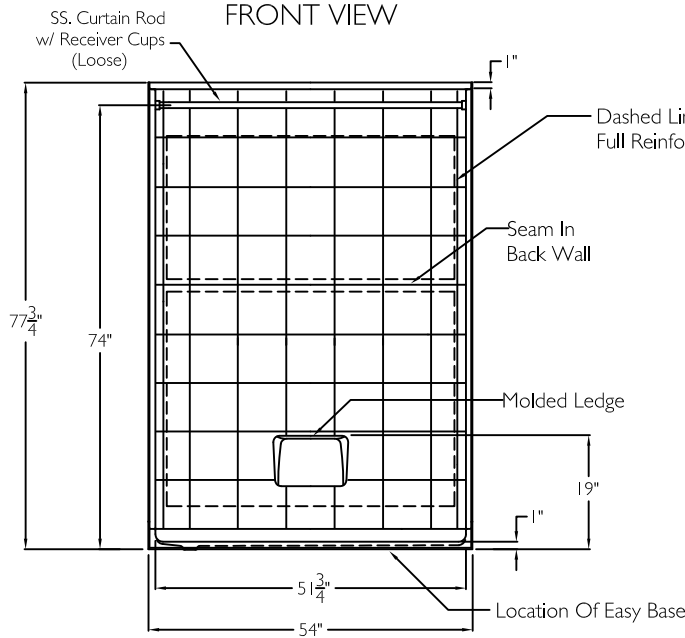


SUBMITTAL DATA



5 Piece Sectional BF Shower

The sectional shower shall be model LM 5436 BF 5 Piece left drain. Finished surface shall be of a sanitary grade applied acrylic.

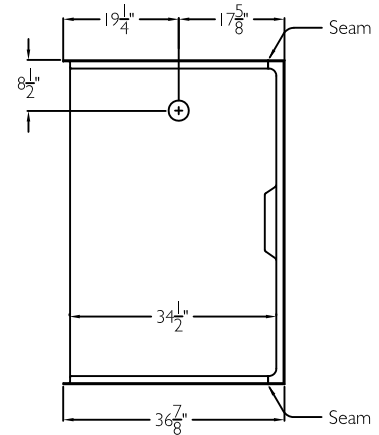
Unit has outside dimensions of : 54" x 36 7/8" x 77 3/4".
The five piece shower shall meet: CSA B45.5, IAPMOZ124, HUD, FHA, and Home Innovation Research Lab.

The enclosure shall be equipped with the following installed accessories:

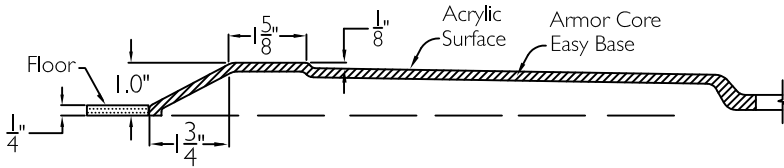
- 1) Tile finish on walls,
- 2) Full reinforced backing on walls,
- 3) 5 Piece sectional design,
- 4) Molded soap ledge low on the back wall,
- 5) Seam in the back wall,
- 6) Left hand drain location,
- 7) Factory installed Armor Core Easy Base,
- 8) Brass drain fitting,
- 9) Collapsible water retainer with end caps,
- 10) 1.0" threshold,,
- 11) Stainless steel curtain rod with receiver cups,
- 12) Weighted shower curtain.

NOTE: UNIT SHIPPED UN-ASSEMBLED. (FIELD ASSEMBLY BY OTHERS).

TOP VIEW



CROSS SECTION OF THRESHOLD



DUE TO THE NATURE OF THE MATERIALS DIMENSIONS MAY VARY + - 1/2 INCH.

LAUREL MOUNTAIN

Drawing #: LM 5436 BF 5P 1.0" CR FWB Easy Base

Date: 11-1-0-15

Revised: 4-13-17

Obion

LAUREL MOUNTAIN

26 Nesbitt Road Suite 257 New Castle, Pa. 16105

Phone: 1 800 930 0050 Fax: 1 800 930 0051 Email: sales@lmbath.com