

LARGE I PLUS

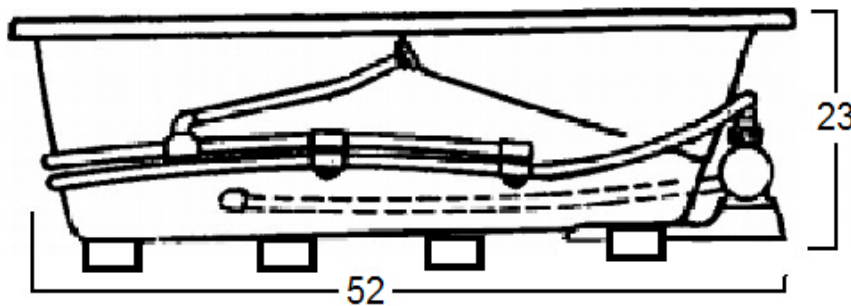
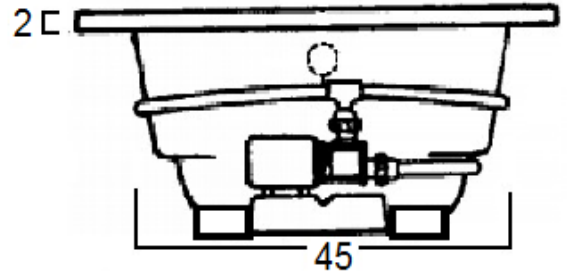
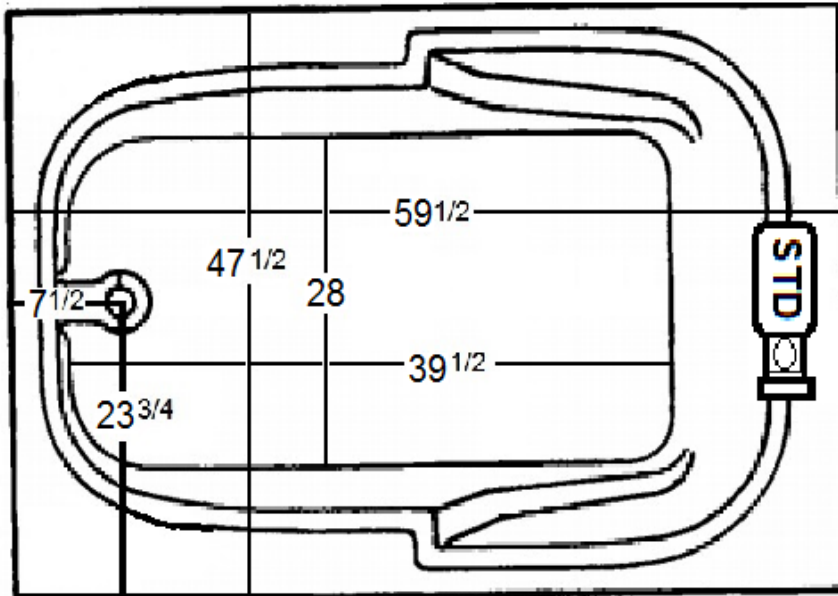
LARGE I PLUS	WHIRLPOOL	4860LPW
LARGE I PLUS	AIR BATH	4860LPA
LARGE I PLUS	COMBO BATH	4860LPWA
LARGE I PLUS	TUB ONLY	4860LPT

INSTALLATION NOTES: Install this fixture according to the installation manual. Confirm specifications before starting installation.

ELECTRICAL REQUIREMENTS:
 Whirlpool pump/motor- 120V, 20A, 60HZ,
 Air Blower/Heater- 120V, 20A, 60HZ
 Dedicated GFCI required

SPECIFICATIONS	WHIRLPOOL AIR/COMBO	SOAKER
<u>59 1/2" x 47 1/2" x 23"</u>		
Water Capacity - Operating Level	58.0 gal	
- To Overflow	77.0 gal	77.0 gal
Approx. Unit Weight	210 lbs.	170 lbs.
Water Depth to Overflow	15.75	15.75

All dimensions are +/- 1/4" and subject to change without notice.



Website: www.laurelmountainwhirlpools.com
 Email: sales@laurelmountainwhirlpools.com
 Phone: 800-930-0050
 Fax: 800-930-0051

Manufacturing Facility
 1610 James P. Rodgers Drive
 Valdosta, GA 31601

Sales/Customer Service
 26 Nesbitt Rd. Suite 257
 New Castle, PA 16105