



OBION II 54 x 36 x 78 Zero Threshold Shower

Drain	Model #
RH	LM5436BF5PRPK11.0064
LH	LM5436BF5PLPK11.0064

Features

- Barrier free, easy entry, wheelchair accessible threshold.
- Patented, pre-leveled base with **ArmorCore** reinforcement, and textured finish floor.
- Includes collapsible dam with end caps, stainless steel curtain rod, weighted shower curtain, chrome plated brass drain, and 3 stainless steel grab bars, and an integral shelf.
- Simple, easy 5 piece installation from front or rear
- Accommodates a shower door
- Full wood reinforced walls for extra strength that enables bars to be located to fit your individual needs.
- Premium, durable applied acrylic/fiberglass construction
- Attractive and easy to clean
- Meets or exceeds UPC, IPC, ANSI Z124.1, NAHB, & SBC
- Made in the USA with a lifetime limited warranty



Components Included (Field Installed)

★ Stainless Steel Curtain Rod



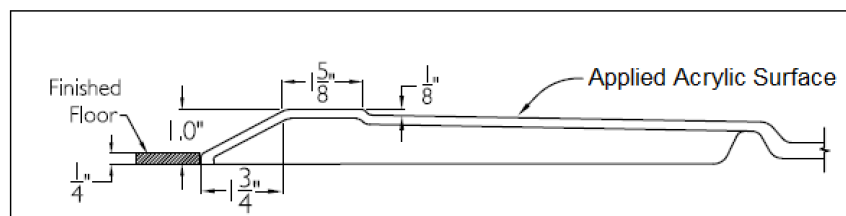
★ Three Stainless Steel Grab Bars



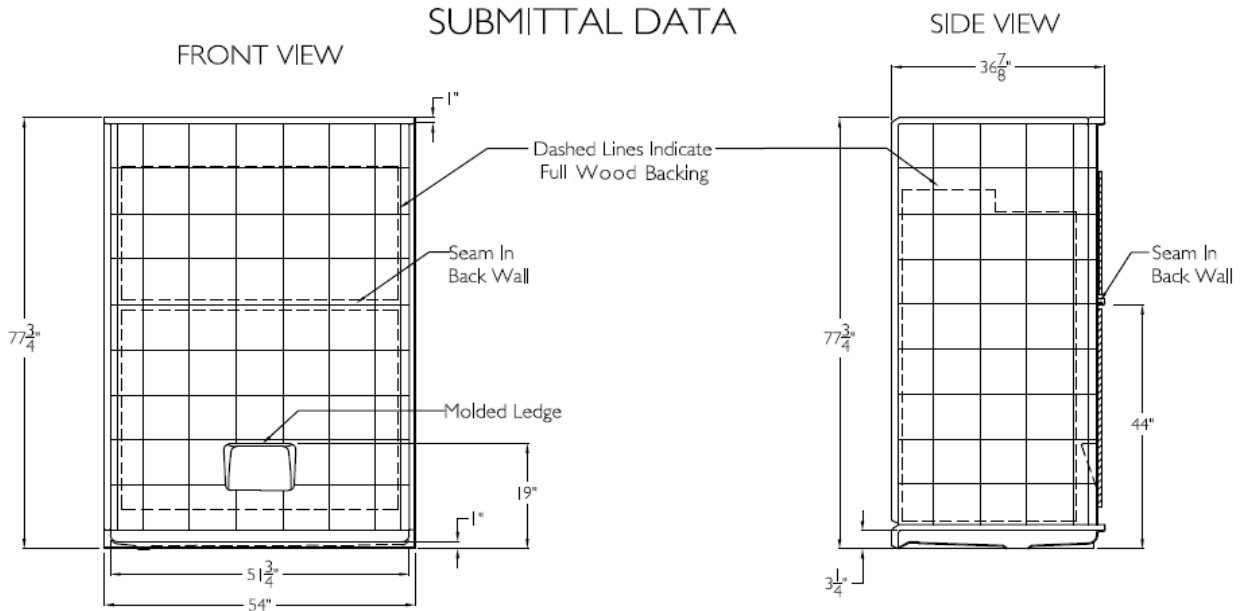
★ Chrome Plated Brass Drain



Zero Threshold Details



SUBMITTAL DATA



5Piece Sectional BF Shower

The sectional shower shall be model LM 5436 BF 5 Piece left drain. Finished surface shall be of a sanitary grade applied Acrylic, exhibiting a minimal thickness of 15 dry mils, and a finished cured Barcoal hardness of 80-90 as tested with ASTM D-2583. Unit construction shall be of molded reinforced fiberglass with a minimum 15% fiberglass content.

Unit has outside dimensions of : 54 " x $36\frac{7}{8}$ " x $77\frac{3}{4}$ ".

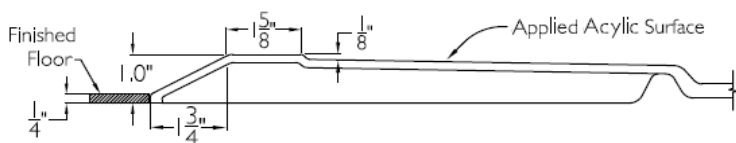
The five piece shower shall meet: CSA B45.5, IAPMOZ124, HUD, FHA, Home Innovation Research Lab, and shall meet the requirements of the Southern Building Code.

The enclosure shall be equipped with the following accessories:

- 1) Tile finish on walls,
- 2) Full wood backing on walls,
- 3) 5 Piece sectional design,
- 4) Molded soap ledge low on the back wall,
- 5) Seam in the back wall,
- 6) Right /Left hand drain location,
- 7) Brass drain fitting,
- 8) Collapsible water retainer with end caps,
- 9) 1.0 " threshold,
- 10) Stainless steel curtain rod with receiver cups,
- 11) Weighted shower curtain,
- 12) Two 24 " and one 36 " Stainless steel grab bars.

NOTE: UNIT SHIPPED UN-ASSEMBLED. (FIELD ASSEMBLY BY OTHERS).

CROSS SECTION OF THRESHOLD



DUE TO THE NATURE OF THE MATERIALS DIMENSIONS MAY VARY + - 1/2 INCH.

LAUREL MOUNTAIN

Drawing #: LM5436BF5PR/LPK11.0064

Date: 11-1-0-15

Revised: 1-18-19

Obion II

LAUREL MOUNTAIN

26 Nesbitt Road Suite 257 New Castle, Pa, 16105
 Phone: 1 800 930 0050 Fax: 1 800 930 0051 Email: sales@lmbath.com