



OBION III
54 x 36 x 78
Zero Threshold Shower

Drain	Model #
RH	LM5436BF5PRPK21.0064
LH	LM5436BF5PLPK21.0064

Features

- Barrier free, easy entry, wheelchair accessible threshold.
- Patented, pre-leveled base with steel rod & ArmorCore reinforcement, safety finish floor, easy installation (no mortar required) reduces installation costs.
- Includes collapsible dam with end caps, stainless steel curtain rod, weighted shower curtain, chrome plated brass drain, and 3 stainless steel grab bars, padded seat, and an integral shelf.
- Simple, easy 5 piece installation from front or rear
- Accommodates a shower door
- Walls are fully wrapped with wood & metal rod inserts for maximum reinforcement, adding extra strength for any future accessory installation.
- Premium, durable applied acrylic/fiberglass construction
- Attractive, easy to clean, high gloss, tile finish.
- Meets or exceeds UPC, IPC, ANSI Z124.1, NAHB, & SBC
- Made in the USA with a lifetime limited warranty



Components Included (Field Installed)

★ Stainless Steel Curtain Rod



★ Three Stainless Steel Grab Bars

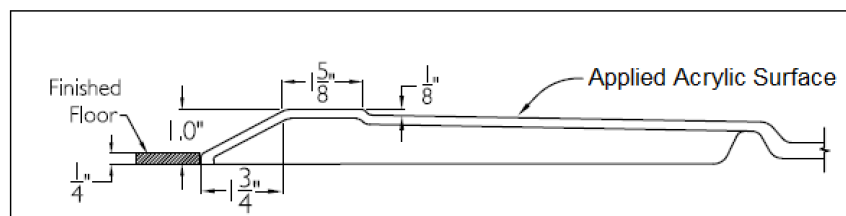


★ Chrome Plated Brass Drain

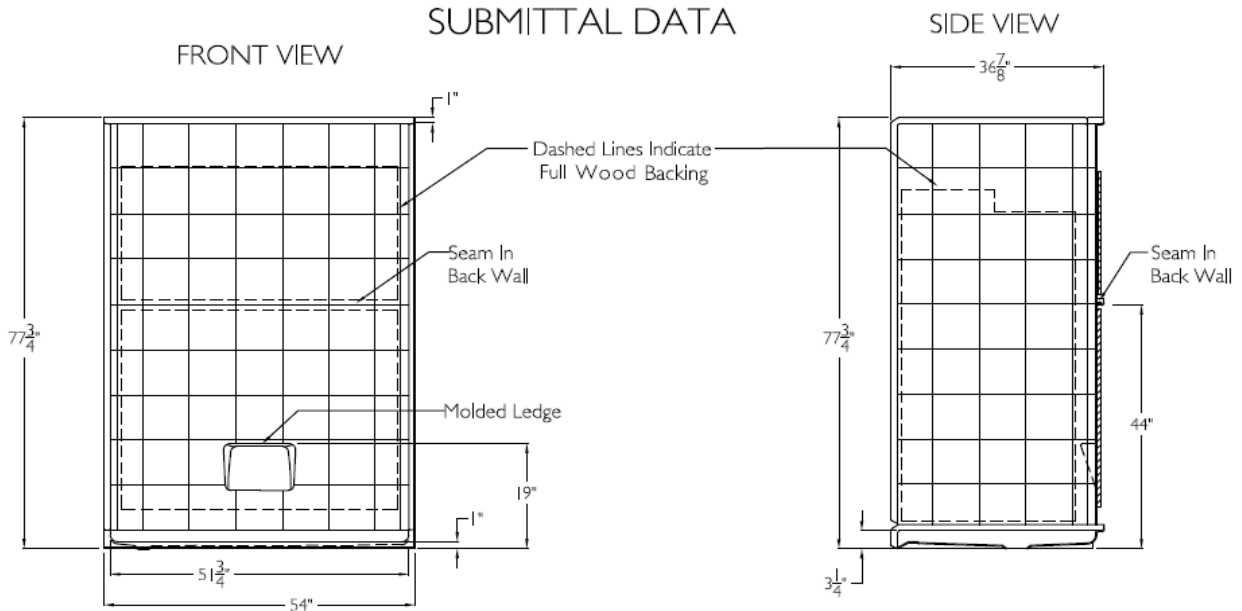


★ Padded Seat

Zero Threshold Details



SUBMITTAL DATA



5Piece Sectional BF Shower

The sectional shower shall be model LM5436BF5 Piece right or left drain. Finished surface shall be of a sanitary grade polyester applied acrylic, exhibiting a minimal thickness of 15 dry mils, and a finished cured Barcoal hardness of 80-90 as tested with ASTM D-2583. Unit construction shall be of molded reinforced fiberglass with a minimum 15% fiberglass content.

Unit has outside dimension of: 54 " x $36\frac{7}{8}$ " x $77\frac{3}{4}$ "

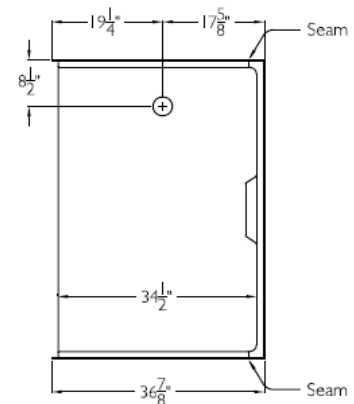
The five piece shower shall meet: CSA B45.5, IAPMOZ124, HUD, FHA, Home Innovation Research Lab, and shall meet the requirements of the Southern Building Code.

The enclosure shall be equipped with the following accessories:

- 1) Tile finish on walls,
- 2) Full wood backing on walls,
- 3) 5 Piece sectional design,
- 4) Three molded soap ledges on the back wall,
- 5) Seam in the back wall,
- 6) Right or left drain location,
- 7) Brass drain fitting,
- 8) Collapsible water retainer with end caps,
- 9) 1.0" threshold,
- 10) Two 24" and one 36" stainless steel grab bars,
- 11) Stainless steel curtain rod with receiver cups,
- 12) Premium weighted shower curtain.
- 13) Padded 24" x 16" fold up seat with legs - 300 lb capacity,
- 14) Pressure balanced mixing valve and hand shower with slide bar.

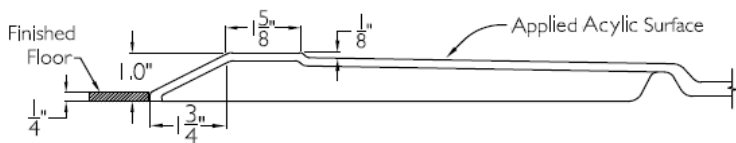
NOTE: UNIT SHIPPED UN-ASSEMBLED, (FIELD ASSEMBLY BY OTHERS),

TOP VIEW



DUE TO THE NATURE OF THE MATERIALS DIMENSIONS MAY VARY + - 1/2 INCH.

CROSS SECTION OF THRESHOLD



LAUREL MOUNTAIN

Drawing #: LM5436BF5PR/LPK21.0064

Date: 11-1-0-15

Revised: 1-18-19

Obion III

LAUREL MOUNTAIN

26 Nesbitt Road Suite 257 New Castle, Pa, 16105
 Phone: 1 800 930 0050 Fax: 1 800 930 0051 Email: sales@lmbath.com