

Laurel Mountain Whirlpools

# Princeton

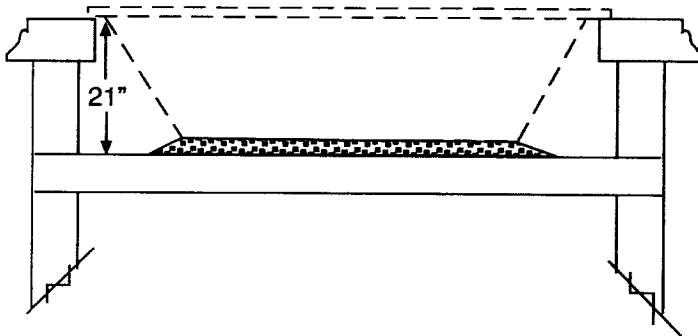
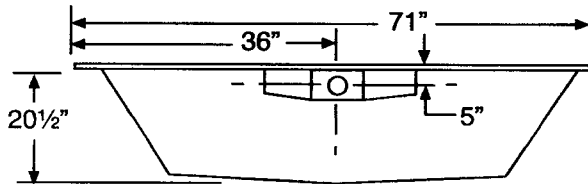
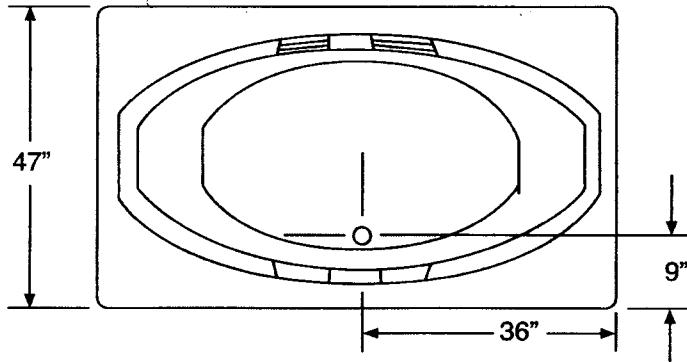
MODELS

Whirlpool  
4872PW

Air Tub  
4872PTA

Combo Tub  
4872PWA

Tub Only  
4872PT



COLOR CODE

White- 064

Biscuit- 528

Almond- 391

Bone- 345

Linen- 658

WHIRLPOOL SPECS	QTY.
PUMP-MOUNTED	1
COLOR-COORD, PVC JETS	6
COLOR-COORD, PVC SUCTION COVER	1
COLOR-COORD, AIR SWITCH	1
COLOR-COORD, AIR CONTROL	2

WIDTH O.D. 71"

DEPTH O.D. 47"

HEIGHT O.D. 21 1/2"

CAPACITY TO OVERFLOW 95 GAL.

FILLED WEIGHT 900 LBS.

SHIPPING WEIGHT 140 LBS.

BOTTOM SUMP DIMENSION 44" x 34"

Measurements may vary ± 1/4"

The company employs independent testing to certify that products meet the requirements of ANSI Z124.1 or ANSI Z124.2 and FHA/HUD - UM-73a.